

LMR[®] Bundled Cable

ISO 9001 Certified

High Quality LMR[®] Low Loss Flexible 50 Ohm Coax Feeder Cable, Bundled Under a Common Outer Jacket for Multiple Run Applications:

- *Smart Antenna Feeders*
- *IF & RF Runs to Tower Mounted Amplifiers for:*
 - *Cellular*
 - *Point to Point*
 - *Broadband Wireless*
 - *Microwave Backhaul*
 - *WiMax*
 - *LTE Systems*



LMR[®] Bundled Cable is a spiral configuration of multiple LMR[®]-400 or smaller LMR[®] cables under a common polyethylene outer jacket. This innovative design acts as the perfect feeder cable for applications requiring multiple runs, such as on towers or building top sites. A unique, patented grounding fixture grounds the outer shields of each cable and a rugged end cap seals the bundle to prevent moisture ingress at the break-out point.


LMR[®] Bundled Cable can be supplied as complete assembly with break outs and connectors on both ends, and as a single ended assembly (base can be trimmed and terminated after installation on tower), or as a raw cable and accessories along with easy to use tools. Pictorial instructions and installation videos are available to assist in the installation of the accessories.

Features and Benefits:

- Less Cable Runs
- Fewer Ground Kits and Cable Clamps to Install
- Reduced Labor and Material Costs
- Rip cord for easy removal of outer jacket
- Inner cables labeled with an identifier every six inches
- Standard Cables Include:

- LMR-BC240-4
- LMR-BC240-9
- LMR-BC240-9-LW-75
- LMR-BC-240-12
- LMR-BC300-12
- LMR-BC400-7
- LMR-BC400-9
- LMR-BC400-9-DB

Consult factory for other or custom configurations.



LMR® Bundled Cable

LMR® Bundled Cable Tools



The LMR® bundled cable tool package contains a number of unique products designed for easy use and long life. The ST-BC-1 and ST-BC-2 make up a universal outer sheath removal tool set that can be used with any of our bundled cables. Custom sheath removal tools are available for the LMR-BC240-12, LMR-BC300-12 and the LMR-BC400-9.

The GST-240A, 300A, and 400A inner cable jacket removal tools can easily accomplish the otherwise challenging task of removing the outer jacket from the internal LMR-240, 300 and 400 cables.

1). GST-BC Series

The GST-1700A is pictured removing the sheath from the LMR-BC400-9. Similar tools are available for the LMR-BC240-12 and the LMR-BC-300-12.

2). ST-BC-1


Can be used in combination with the ST-BC-2 to remove the outer sheath of a bundled cable for grounding or fan out.

3). ST-BC-2

Can be used in combination with the ST-BC-1 to remove the outer sheath of a bundled cable for grounding or fan out.

4). GST-240A, GST-300A, GST-400A

Custom designed to quickly remove the outer jacket of the individual internal cables of LMR-240, 300 and 400.



GK-BC Series Grounding Kits



All outdoor antenna feeder runs should be grounded at their lowest point just prior to entering the base station or radio enclosure. Depending on the height of the tower run, additional ground points may be required (see table below).

Times Microwave Systems has developed a unique, patented grounding fixture that is both economical and easy to install. This ground fixture effectively grounds all the individual cables in the bundle, while requiring only one bonding cable per fixture to be fastened to the tower.


Ground Kits are also available for the LMR-BC400-7, LMR-BC240-12 and the LMR-BC300-12.

Tower Height (TH)	Location of Additional Grounds*	Comments
< 30 meters	No Additional GKs Required	
30-59 meters	TH/2	One Additional GK
60-89 meters	TH/3 and (TH/3)(2)	Two Additional GKs

*These locations are referenced from the base of the tower.

Grounding:


- 1.) The outer conductors of individual cables must be grounded/bonded to an adequate ground.
- 2.) All installations regardless of tower height (TH) should be grounded just prior to entering the equipment building or shelter. The cable should also be grounded at the tower base. The ground at the tower base and just prior to building entry should be as close to the ground plane as possible.
- 3.) For towers greater than 30 meters high, additional grounding is required (see table above).



WK-U Weather Seal Kit





It is important that the ground kit be properly weather sealed. This bundled cable process provides labor savings and increased reliability. Composed of six rolls of Butyl Rubber tape and three rolls of black polyvinyl tape, the WK-U Weather Seal Kit provides everything necessary to properly seal one installed ground fixture.




EC-BC Series End Cap Kits

Times Microwave Systems offers weather seal break out caps for a number of the LMR bundled cables. These kits consist of a hard ABS plastic split shell with stainless steel screws, a silicone rubber split cushion and a silicone rubber gasket. The split cushion is formed over the inner cables and the shell is then positioned over the transition so that the end of the outer jacket of the cable is roughly in the middle of the shell.

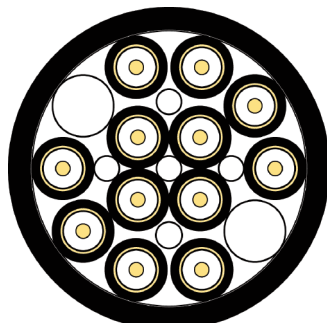
For instructions see the bundled cable End Cap video at www.timesmicrowave.com.




Various Bundled Cable Configurations



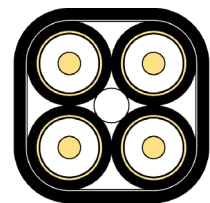
LMR-BC400-9
LMR-BC400-9-DB
LMR-BC240-9
LMR-BC240-9-LW-75



LMR-BC240-12
LMR-BC300-12



LMR-BC400-7



LMR-BC240-4

LMR[®] Bundled Cable Specifications:

Part Number Stock Code	LMR-BC240-4 (31845)	LMR-BC240-9 (31844)	LMR-BC240-9- LW-75 (31846)	LMR-BC240-12 (31842)	LMR-BC300-12 (31843)	LMR-BC400-7 (31836)	LMR-BC400-9 (31831)	LMR-BC400- 9-DB (31838)
Components	LMR-240	LMR-240	LMR-LW- 240-75	LMR-240	LMR-300	LMR-400	LMR-400	LMR-400-DB
Bundle Configuration	2-2	1-8	1-8	4-8	4-8	1-6	1-8	1-8
Outer Protection	PE Jacket	PE Jacket	PE Jacket	PE Jacket	PE Jacket	PE Jacket	PE Jacket	PE Jacket
Overall Diameter (in)	0.688	1.06	1.06	1.2	1.475	1.35	1.6	1.6
Weight (lbs./ft)	0.195	0.375	0.295	0.58	0.89	0.63	0.75	0.75
Bend Radius (in)	7	11	11	13	15	14	16	16
Impedance	50 Ohms	50 Ohms	75 Ohms	50 Ohms	50 Ohms	50 Ohms	50 Ohms	50 Ohms
Temperature Range	-40° to + 185° (-40° C to +85° C)							
Attenuation dB/100 ft	LMR-BC240-4	LMR-BC240-9	LMR-BC240-9- LW-75	LMR-BC240-12	LMR-BC300-12	LMR-BC400-7	LMR-BC400-9	LMR-BC400- 9-DB
150MHz	3	3	3	3	2.4	1.5	1.5	1.5
450 MHz	5.4	5.4	5.4	5.4	4.3	2.8	2.8	2.8
900MHz	7.7	7.7	7.7	7.7	6.2	4	4	4
2000MHz	11.7	11.7	11.7	11.7	9.4	6.2	6.2	6.2
2500MHz	13.1	13.1	13.1	13.1	10.6	7	7	7
Tools and Install Instructions								
Bundled Jacket Strip Tool	ST-BC-1& ST-BC-2 GST-BC240-12 GST-BC300-12 GST-1700		Bundled jacket strip tool for cables not having a custom jacket removal tool Bundled jacket strip tool for LMR-BC240-12 Bundled jacket strip tool for LMR-BC300-12 Bundled jacket strip tool for LMR-BC400-9					
Individual Coax Strip Tool	GST-240A GST-300A GST-400A		Individual coax strip tool for LMR-240 based cables Individual coax strip tool for LMR-300 based cables Individual coax strip tool for LMR-400 based cables					
	GK-BC400-9 EC-BC-400-7B EC-BC-400-9B EC-BC240-12B		Bundle Ground Kit for BC-400-9 Breakout Weatherseal Boot for BC-400-7 Breakout Weatherseal Boot for BC-400-9 Breakout Weatherseal Boot for BC-240-12					
Hangers	1/2" cable hanger 7/8" cable hanger 7/8" cable hanger SH-U1200T 1 1/4" cable hanger 1 1/4" cable hanger SH-U1700T SH-U1700T		Hangers for LMR-BC240-4 Hangers for LMR-BC240-9 Hangers for LMR-BC240-9 LW-75 Hangers for BC240-12 Hangers for LMR-BC300-12 Hangers for LMR-BC400-7 Hangers for LMR-BC400-9 Hangers for LMR-BC400-9-DB					
Hoisting Grips	1/2" cable hoist 7/8" cable hoist 7/8" cable hoist HG-1200T 1 1/4" cable hoist 1 1/4" cable hoist HG-1700T HG-1700T		Hoisting grips for LMR-BC240-4 Hoisting grips for LMR-BC240-9 Hoisting grips for LMR-BC240-9-LW-75 Hoisting grips for LMR-BC240-12 Hoisting grips for LMR-BC300-12 Hoisting grips for LMR-BC400-7 Hoisting grips for LMR-BC400-9 Hoisting grips for LMR-BC400-9-DB					

World Headquarters: 358 Hall Avenue, Wallingford, CT 06492 • Tel: 203-949-8400, 1-800-867-2629 Fax: 203-949-8423

International Sales: 4 School Brae, Dysart, Kirkcaldy, Fife, Scotland KY1 2XB UK • Tel: +44(0)1592655428

China Sales: No. 318 Yuan Shan Road, Shanghai, China 201108 • Tel: 86-21-51761234 Fax: 86-2164424098

www.timesmicrowave.com